

Appsolutely Engaging and Educational: iPad Apps for Children with Visual Impairments and Special Needs



Photo: Eric Jerman



Presented by:







Eric Jerman, M.Ed., COMS

Categories








Books & Reading	p. 3
Music and Sounds	p. 4
Communication	p. 5
Accessibility	p. 9
Bonus Apps!	p. 10
Visual, Web, Barcode Search	p. 11
Time & Productivity	p. 13
Mobility	p. 14
Information Apps	p. 15
Resources / Websites	p. 17
Cause & Effect	p. 20





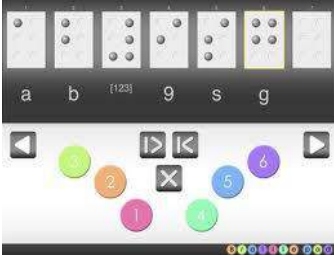


#	Icon	App	Description
Books			
1.		Tickle Finger Pocket Story	Tiny Tinga the monkey calls upon the reader to assist him in escaping from predators by tickling them, causing tigers, alligators, and cheetahs to roll over laughing—and leave Tinga alone!
2.		1 Fish 2 Fish Oceanhouse Media	Dr. Seuss classic; read-to-me function highlights text in red and automatically turns pages!
3.		Barnyard Dance Sandra Boynton	Sandra Boynton classic in an interactive format. Tap, tap & slide, and swipe images to hear cows moo and see animals dance! See other titles by Boynton, like <i>Moo Baa La La La</i> .
4.		Pied Piper Baby First	Animated book is a variation on the classic story. Touch the images to hear sound of birds singing, flutes playing.
5.		Itsy Bitsy Spider Duck Duck Moose	Interactive book where the reader is encouraged to “poke or slide” items on the screen to see and hear funny reactions. You can change the goofy operatic voice of the song book to your own voice recording. See other titles by DDM, such as <i>Old McDonald</i> , <i>Wheels on the Bus</i> , <i>Baa Baa Black Sheep</i> , and others.
6.		This Too Shall Pass Moving Tales	A classic tale of a king searching for meaning in his life. With stunning, high-contrast, detailed animations. Ages 7 +. English, French, Spanish.
7.		The Monster at the End of this Book Callway Digital Arts	A classic book gets a digital makeover allowing reader participation to thwart Grover’s attempts to stop you from turning pages and getting closer to the monster at the end of this book.
8.	Image not available...	What is it Like to Be Blind? Judy K. Johnson	As the author describes her book, this is “a book for kids about understanding blindness and being thoughtful.”





9.		Read2Go Benetech	Free service makes periodicals and books accessible and available to all visually impaired and blind persons. Must get signature or approval from a Teacher of Visually Impaired (TVI) students or a doctor.
10.		Signed Stories	Animated children's books where a large part of the iPad screen is filled with a man who is a very enthusiastic signer. Purchase the books for about \$4 to \$6 each.










#	Icon	App	Description
Music and Sounds			
1.		Thumb Jam Sonosurus LLC	On the screen are horizontal bands of colors that light up and play notes as you run your finger across them. Simple to play with a beautifully rich sound with over 40 different instruments to choose from.
2.		Bloom Opal Limited	Tap the screen to create pools of soft color accompanied by gentle music tones—it's like a colorful, musical spring rain shower.
3.		Trope Opal Limited	Similar to Bloom but instead of pools of color streaks of color jet across the screen.
4.		Percussive Latin Touch Media Productions	Percussive <i>Latin</i> contains many percussive instruments. Touch an image and hear its musical sounds!
5.		Bebot – Robot Synth Russell Black	A lone, retro-looking robot, wearing a tuxedo, makes “robot sounds”—think 1950's television robots—as you tap and swipe your finger across the screen. Fun!
6.		Bowls HD Oceanhouse Media	Make relaxing music using relaxing Tibetan singing bowls.
7.		TuneIn Radio TuneIn	Listen to a clear digital stream from your favorite radio station, even if the station is several time zones away from you! Extra feature allows you to wake up in the morning to your favorite radio station.




#	Icon	App	Description
Communication			
1.		Answers Yes/No Simplified Touch	A switch for Yes/No questions and much more! Can be customized with your own text and your own audio, i.e. "More" and "All Done!"
2.	 Switch Access	Tap Speak Button Conleysolutions.com	Huge red circle acts like a jellybean button switch with multiple messages. Customize dozens of messages on one switch! Much cheaper than buying multiple jellybean switches!
3.	 Switch Access	Tap Speak Choice Conleysolutions.com	Tap Speak Choice for iPad is a communication app that uses Mayer Johnson symbols to allow the user to string together multiple words to create phrases and sentences. It is also a text-to-speech output device.
4.	 Switch Access	Tap Speak Sequence Conleysolutions.com	Use Dynavox Mayer-Johnson symbols to tell a graphic story with your voice message.
5.	 Switch Access	Rad Sounds RJ Cooper	Switch-friendly and compatible with RJ Cooper's <u>iPad Switch interface</u> allowing wireless access with one or two of your favorite switches!
6.		Pictello AssistiveWare	Customize this digital photo album with your photographs and add your voice to tell the story behind the photos.
7.		My Pictures Talk Grembe Inc.	Make an electronic "choice book." New function allows use of your own <u>video clips!</u>
8.	 Switch Access	Answers Yes/No HD Simplified Touch	Make up to four (4) separate lesson plans, each with six customized choice screens!




9.	 Switch Access	Proloquo To Go Assistive Ware	Developers call it “AAC in your pocket.” Similar to the Dynavox communication system. Very good and only \$180! Note, this app does not use Mayer Johnson symbols.
10.		Talk To Me – Chris Chauvin	A basic text to speech application that speaks the words you type! Save words or phrases for future uses. Male & female voice options. Use as a digital bridge to autistic students!
11.	 Switch Access	Scene & Heard Therapy Box Limited	Unusual app allows user to display a photo on the iPad screen and then create a number of “hotspots” or boxes that frame a face, objects, a building, whatever it is that you want to highlight in the frame. You then record an audio message that will be played each time a user touches that particular “hotspot.” In addition to audio, videos can also be linked to the “hotspots.”
12.		VolaFriends HD Volafriends.com	Useful for teaching emotions to kids via short video clips with depictions of emotions on the faces of actors.
13.		Choice Board Creator Techno Chipmunk	Create a choice game by designing up to six boxes with an image or photo and a question that prompts the user to make a choice, such as “Which box has a picture of Mama?” When the user selects the appropriate box to answer the question you have programmed then applause is played.
14.		Storyrobe Storyrobe Inc.	Create a story through photos quickly! Up to 3 minutes of time for each story that you tell through your own photos and narration. Use for following sequence of things needed for task completion or just tell fun stories about your trip to the park!
15.	 Switch Access	Sounding Board AbleNet	Relatively low-cost app allows you to make use of preloaded communication symbols or your own photos to construct “boards” that can display the symbols on the screen one at a time or two, three, four, six or nine at a time. You can record your voice to be paired with the symbols cards so that your voice is heard when the symbol card is selected.







16.		Baby Sign iDev2.com	Learn some basic American Sign Language words! Short video clips of woman signing each word—great for learners and for use as a quick reference!
17.		Visual Braille Michael Doise	Learn to read and comprehend Braille for sighted users with this basic-level means to translate common words, sentences, numbers from text to Braille.
18.		Braille Pro	Introduction to learning Braille for sighted users. Features include: quiz function for learning letters and words. Type text and get it translated into non contracted Braille.
19.		Braille Pad Satoshi Shimonaka	Type Braille onto your iPad with this colorful simulation of the keypad on real-world Braille machines. For sighted users primarily. 
20.		Braille Sonar At Your Fingertips Creation	Enter the text for English word components or punctuation to lookup its Braille counterpart. Alternately, search via Braille Dots to lookup the English word component. Includes Nemeth Code.
21.		Braille Pad Student Ethernvision	A word processor for Braille. Can handle Unified English Braille (UEB or UEBC), Grade 1 (uncontracted) and Grade 2 (contracted Braille. Designed to be helpful for sighted people working to learn Braille. You can load, edit, save, email and print files. Natively supports files in the popular .DXB format. Files can be opened in BraillePad Pro directly from web links or from your email.


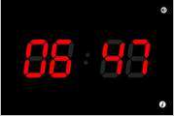



22.	 iPhone Only	Touch Talk	Deafblind communication tool. A Deafblind user can use this app on an iPhone to enter text using palm and five finger inputs. Shake the phone and the phone display now reads, "I'm a Deafblind Person" and includes the text that was just entered. The viewer is invited to type an answer using a keyboard or simply choose to select the green "Yes" or red "No" button.
23.		HumanWare Communicator HumanWare Inc.	Deafblind communication tool. App. costs \$99. A Deafblind user can use their refreshable Braille device to display text to a sighted companion who has the app on their iPad, (also on iPhone or iPod touch). The sighted companion can type text into the iPad and the text will then be available for reading on the refreshable Braille device.
24.		Educreations Interactive Whiteboard Educreations Inc.	Free app designed for educators but has many uses beyond the classroom setting. Take a photo with your iPad or use an existing photo in your Photos, bring up an image from your Dropbox, or from the Web. Next, record your voice as you give instructions on what the viewer might get from this image, for example of map of your neighborhood. Use the different colors of "ink" to draw arrows, text, lines, etc, and include text for added descriptions. When finished, save the "lesson" for future use and you can also email it to anyone. Take a photo of a student in a wheelchair and then record a message complete with text and arrows that outlines all of the key features that a caregiver might want.
25.		Voice Dream Reader Voice Dream LLC	Text-to-speech reader. Fully accessible with Voice Over. Choose from among 60 different voices in 20 languages to read to you PDF and Word documents, ebooks, articles, and Web pages. Dropbox integration.







#	Icon	App	Description
Accessibility			
1.		VoiceOver iPad Settings	Designed for low vision and blind users, a voice narrates what is on iPad screen!. Takes practice to get comfortable with this product that comes loaded on all Pads.
2.		Large Text iPad Settings	Enlarge text in Mail and Notes. Choose from 20pt text up to 56pt text.
3.		White on Black iPad Settings	Toggle switch from standard black text on white background to white on black for increased contrast.
4.		Zoom iPad Settings	Magnifies the entire screen! Zoom by double-tap with three fingers.
5.		Speak Selection iPad Settings	Different from VoiceOver, this allows you to tap a word on the screen and it will be spoken to you. Also, you can control the speaking rate.
6.		Assistive Touch iPad Settings	Create “custom gestures” for those who may have difficulty touching the screen. Also for adaptive accessories.
7.		Guided Access iOS 6 iPad Settings	Keeps the iPad in a single app, and allows you to control which features are available. To Start Guided Access, triple-click the Home button in the app you want to use.
8.		Touch Tutorial Touch Autism	Teaches gestures commonly used with ipads. A “gesture” is touching, tapping, holding or sliding your finger(s) along the screen in a specific way to communicate a command to the device. Different targets, or symbols, are used to prompt different gestures. Each target is introduced with its corresponding gesture.
9.		VO Starter Michael Doise iaccessibility.net	VoiceOver training for iOS. The developer claims that “VO Starter is the first app to offer blind and visually impaired iOS users training on the built in screen reader, VoiceOver.





#	Icon	App	Description
Bonus Apps!			
1.		You Tube	Access all of You Tube's video riches on your iPad. Sign up for a free account and you can create multiple folders where you can "save" your favorite videos and categorize them so that you can easily find them in the future.
2.		Photos	Can be used to store scans from communication flashcards, such as Mayer-Johnson. Make sure you have some of your best photos loaded on you iPad for use in customizing communication apps! Any videos you take with your camera can also be stored here.
3.		Rover iSwifter Lean Inc.	Billing itself as an "education browser" for your iPad this app. allows your iPad to "access...content ordinarily unavailable on the iPad (e.g. Flash [and Java] content). Note: Rover requires a WiFi connection.


#	Icon	App	Description
Visual Search Web Search Barcode Search			
1.		Color ID Green Gar Studios	Use the camera built in to your iPad to identify colors. Choose from two settings: “simple colors,” or “exotic colors” which offers more subtle interpretations of colors. For example, the same image of a piece of white paper in low level light might either appear as “pale blue” in the simple colors setting, or as “venus” in the exotic colors setting. You can take a photo of an item and save it to your iPad for future reference or you can easily email it or post it to Facebook.
2.		O Moby Q Engines	Visual Search. Use the camera built in to your iPad to take a photo of just about anything at all, and the app will search the web and tell you what it is you have just photographed. This works well on everything from a pair of my wife’s shoes to a jar of pickles, to some hand sanitizer to my Epson printer. Tap on the text of what the app says you have just photographed (sometimes it offers up some options) and you are connected to the item in question as it appears in a Google search.
3.		Viz Wiz Rochi	Visual Search. Take a photo of just about anything or any location and then you are given the chance to make an audio recording of a question you might have about what you just photographed. This service utilizes a network of people who have agreed to be contacted by users of Viz Wiz and the volunteers will identify what is in the photo and then email you an answer.


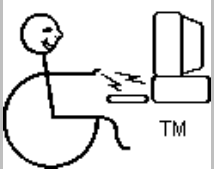

4.		VM Alert	Use the camera in your iPad or iPhone to alert you when there is movement in front of the lens. Set it up to warn you when someone is approaching you at your desk or when a pet is getting close.
5.		Dragon Search	Search the web by voice commands! For example, dictate “google” and the app takes you to google’s search page!
6.		Voice Search Quanticapps	Use your voice to search the web. There are several search engines utilized for your convenience, including Google, Yahoo, Wikipedia, and a video engine (Youtube). About 15 languages are understood, including 3 variations of English (US, UK, and AUS). Ask for “All the single ladies,” and Google and Youtube show you the famous music video by Beyonce and Wikipedia displays its entry for the song and Beyonce. When Voice Over is turned on a blind users can have great access to quick websearches.
7.		Digit Eyes Digital Miracles, L.L.C.	Can be used as a barcode scanner. But probably more useful, use it to scan barcode labels of your own that you make using the Digit-Eyes website. Request bar codes from the website and then print them out on your home printer onto inexpensive address lables. You can then use the lables to identify items or to create audio “labels” or messages about the item. To hear your scan results, turn Voice Over on.
8.		Red Laser	Barcode Scanner. Scan any barcode and this app will find an image of the product and include a price.
9.		EyeSight Sight Tech	Claims to replace hand-held magnifiers and CCTV’s. Uses the iPad’s built in camera to display an image that you can zoom in or out. Tap the screen and the actual image changes to high-contrast two-color images. High contrast image colors include: black and white; white and black; yellow and blue; and yellow and black; blue and white.

#	Icon	App	Description
Time & Productivity			
1.		Talking Calc Adam Croser	Features of this talking calculator include compatibility with Voice Over, as well as a built in voice that operates when Voice Over is off. Also, you can record the voice of yourself or a friend to customize the voice of the calculator! Another useful option is the ability to keep a “paper log” of all your calculations that you can email to yourself, your teacher or perhaps your accountant when you are finished.
2.		Talking Clock Sean Ashton	Display is of large, two inch tall red digits. Tap the screen and the rough computer voice tells you the time.
3.		Chime	The passage of time can be difficult to perceive for people who are blind or visually impaired when all the timekeepers around you are visual. Set a chime to ring at regular intervals (15, 30, or 60 minutes) on your iPhone or iPad.
4.		Alarmed Yoctoville	Set up “reminders” or “alarms” for important things to remember. At the designated time hear an audible sound and see your note at the top of the iPad screen. Choose from dozens of audible sounds.
5.		Dragon Dictation	Dictate your message, and Dragon types it out on the screen. Your options for delivery of this message include text message, email, copy-and-paste, facebook, and twitter.


#	Icon	App	Description
Mobility			
1.	 iPhone only	Sendero GPS	Mobility App. On iPhone only. If traveling in an unfamiliar location use this app to quickly answer three basic questions: where am I?; Nearest Cross Street?; and Nearest 5 points of interest?
2.		Able Road AbleRoad Associates, Inc.	Connecting people with accessible places. AbleRoad is a community effort assembling comments, reviews and ratings to connect people with accessible places.
3.		Ariadne GPS Giovanni Ciaffoni	Talking GPS app that is VoiceOver compatible. Touch on the street names and numbers around you and learn what they are. You can add points onto the map and it will alert you when you are getting within a certain distance to one of them.
4.		iMove	Enable VoiceOver to experience the full features of this app. Record your own speech notes and attach them to the GPS function of the map. These notes will make themselves audible to you when you walk or travel near that particular physical location.
5.		Voice Vision Gao yaoyao	Uses the camera in your iPhone or iPad to alert you when you are approaching a wall, furniture or some other object. The sounds emitted appear to be made from the clanging sounds of a grandfather clock. This app might be helpful in limited circumstances but it should not be considered a substitute for proper training in Orientation and Mobility.
6.		Mapp4All Nexora	The makers of Mapp4All write that, "with Mapp4All we can do a bit to create a collaborative map containing all the accessibility information of our cities. Simply add or update those sites you know!"

#	Icon	App	Description
Information Apps			
1.		Alpha One	A mobility app that serves as a resource for current events of interest to people with mobility concerns. Subject areas include: news; events; classifieds; blog; and a AO channel with videos on subjects like, “visit an accessible home.”
2.		Vision Sim Braille Institute	Simulator that uses iPad’s built-in camera (iPad 2 and later) to display for the user what it is like to see from the perspective of someone who has certain adult-onset causes of vision loss. The nine examples of vision loss include age-related macular degeneration, retinitis pigmentosa, and retinal detachment. You can use the camera to then take a photo to keep for reference what any particular setting in a home or at school might appear through the eyes of someone with these particular kinds of vision loss.
3.		Eyes & Vision	A resource with graphic and textual information on visual disorders.
4.		Eye Decide Orca MD	A mini reference for anatomy of the eye and a half-dozen eye conditions. A stock photo of a mom holding a child over head while standing on a sunny beach is used as a guide that you can watch as it gets distorted with the advancing of the disorder. Also, use the iPad’s built in camera to display how the advancing disorder might distort any scene of your choosing.
5.		HD Ophthalmology	A medical reference that is designed to help the user triage patients into three main groups: emergencies requiring immediate referral; non-emergencies requiring routine referral; and treatable conditions.

6.		Eye Handbook	A medical reference with information on eye examination equipment, an eye wiki, eye atlas, meds, testing, treatments, symptoms, etc.
----	---	---------------------	--









#	Name	Website	Description
Resources / Websites			
1.	Wonder Baby 	Wonderbaby.org	Owned by Perkins School for the Blind, <i>WonderBaby</i> offers information, reviews, and articles on matters of concern to families with children who have low vision or who are blind. Parent Choice Award Winner for 2013.
2.	RJ Cooper 	RJ Cooper.com	Great resource for AAC products, including iPad apps for children with special needs, and innovative stands and mounting hardware to put iPads on wheelchairs. Also available: many switches to use with your iPad, including a six button switch that can access most apps using Apple's Voice Over technology.
3.	Oklahoma Assistive Technology Center Program of the OK Public Schools	http://theoatc.org/resources/documents/iDevicehandoutchart000.Pdf iDevice/App Handouts/Websites Revised March 2012.	An easy-to-read table format that includes approximately two dozen websites or handouts that pertain to education related apps for the iPad and iPhone. Several of the websites and handouts are directed at special needs populations, including the Utah Schools for the Deaf and Blind.
4.	 ViA	ViA Visually Impaired Apps Braille Institute	Braille Institute of America's very large list of recommended apps for visually impaired users. Provides all of the available information about an app along with descriptive








			podcasts, video tutorials, and reviews written by users, caregivers and specialists.
5.	AppleVis	www.applevis.com	Empowering blind and low-vision users of Apple products and related applications.
6.	Inclusive Technology 	www.inclusive.co.uk	Great site for lists of apps, switches, software, etc.
7	Hidden Land	Appadvice.com	Website has multiple app lists, including one on “apps for blind and visually impaired.”
8.	Blind Bargains	See also developer information at: www.iaccessibility.net	Search for bargains and classified ads of products for sale. Many of the items listed are of particular interest for people with low vision or who are blind.
9.	 HelpKidzLearn	Inclusive Technology, Ltd. helpkidzlearn.com/apps	HelpKidzLearn is a collection of software for young children and those with learning difficulties to play online. The software is split into five sections: Early Years, Games and Quizzes, Stories and Songs, Creative Play & Find Out About. HelpKidzLearn has been created by Inclusive Technology Ltd., a commercial organisation providing assistive technology and educational software. Inclusive's primary focus is special






			needs ed.
10.	iresources	Eric Sailers www.ericssailers.com	Speech-Language Pathologist (SLP) Eric Sailers has a website with apps, a blog, and more.
11.	 <p>Apps for Children with Special Needs</p>	A4cwsn.com	Great resource of information for apps! The thing that is most special about this website is that there are many demonstration videos, running about 2-4 minutes where you can see the apps in action before you buy.






Cause & Effect

1.		Peekaboo Barn Night & Day Studios, Inc.	Touch the hopping red barn to open barn doors and reveal animal inside and hear it! Repeat to see and hear a different animal. See other titles, such as <i>Peekaboo Forest</i> , <i>Peekaboo Wild</i> , and <i>Peekaboo Fridge</i> .
2.		Peek-a-bouncer kneebouncers.com	Touch screen, and hold, to open curtain on silly faces and goofy sounds.
3.		BL tickle Me and The Giants	Simple B&W drawing of a baby's face; touch the screen and make the baby laugh. Swipe your finger back and forth to make baby laugh very hard!
4.		Talking Carl Yann Le Corroler	A friendly red gumdrop-like creature repeats what you say in his helium-infused voice. Swipe your finger to tickle him and make him laugh.
5.		Draw Stars! L'Escapadou	Yellow and blue stars appear on screen at the touch and drag of your fingers!
6.		iSnow-Flake Mark Keroles	Colorful snowflakes appear on screen at the touch and drag of your fingers! They linger and then gradually fade.
7.		iLove Fireworks Fireworks Games	Fireworks appear on screen at the touch and drag of your fingers!
8.		Baby Buttons Pigmik Software	Colorful buttons make soft sounds when you touch them! Shake screen to rearrange the buttons.
9.		Baby Butterfly my first colors	Red, yellow, blue and green butterflies flutter on the screen until you tap them and then more butterflies follow!
10.		Bubbles Hog Bay Software	Run your finger(s) across the screen to produce brilliant blue bubbles that float and fall with the force of gravity.

11.		Calling all Knee-bouncers kneebouncers.com	Fun cell phone that has “face time” with various silly critters!
12.		Sound Shaker Tickle Tap Apps	With each tap on the screen, colored spheres expand one size larger and make a sound. On the 8 th generation a cute bird hatches and flies away, exiting stage right. Various sound options—“barnyard” option is a riot of farm animal sounds!
13.		Peekaboo Wild Night & Day Studios, Inc.	Sequel to the popular Peekaboo Barn, app has yellow grass that sways side-to-side inviting user to tap and reveal an African animal!
14.		BabyPlayPad Aquilon	Simple image of a tree, a cloud, the sun, 3 flowers and a butterfly invite user to touch screen and activate movement and sound, i.e. the sun spins, the butterfly flits about, the cloud activates 3 purple birds, etc.
15.		Sparkabilities Bottle Rocket	Encourages directed touch with graphic “targets.” Two modes: interactive flash cards or continuous play of 8 videos. Videos are captivating with moving targets, glimpses of human faces, lessons on triangles, squares, circles, and stars.
16.		Baby Vision Me and The Giants	Every 15 seconds a different high-contrast black and white drawing appears on the screen. Many images! Note: not necessarily a cause & effect app.
17.		Bebot – Robot Synth Russell Black	A lone, retro-looking robot, wearing a tuxedo, makes “robot sounds”—think 1950’s television robots—as you tap and swipe your finger across the screen. Fun!
18.		BL2Spots Me and The Giants	Drag your finger across the screen and a series of black dots and other shapes will trail along and then sprout two generations (or more) of additional shapes acting like smaller

			appendages to the original shape!
19.		Alphabet Piikea St. LLC	Called by the company an “interactive alphabet,” on each letter page there is an animal or object that begins with that letter. The animal or object reacts to your touch with sound and movement!
20.		BL Peekaboo Me and The Giants	Black and white face says “Peekaboo” while peeking from edges of screen. Tap face and it responds with “hello” or “hi.”
21.		Random Touch Joe Scrivens	Touch the white screen and a colorful shape appears along with a clownish sound, such as a bass drum, old car horn, “boing,” etc. Fill the screen with up to 20 images of cows, letters, balloons, popsicles, flowers, pizzas, etc. before the screen clears itself and is ready for more!
22.		Balloon Pops Joe Scrivens	Each screen has 10 balloons of varying colors and sizes. Touch a balloon to pop it and get a satisfying “pop” sound. Option to have an audible count of # of balloons popped up to 10. Great way for low vision users to learn to search the screen!
23.		Beautiful Bubbles Joe Scrivens	Bubbles offers moving targets to touch and “pop.” Two modes: just for fun or challenge mode which keeps score for bubbles touched and missed. Great for visual tracking!
24.		Rattle SelenaSoft, Inc.	Simple but effective—a sleepy sun floats aimlessly until you touch it and then it rockets into high speed with eyes open while the sound of children cheer!
25.		Tap-n-see-zoo little bear sees	Simple cause & effect app designed specifically for kids with Cortical Visual Impairment (CVI). Drawing of an animal slowly moves around screen. User has choice of which animal appears on screen, what color it should be, and what sound is

			played when animal is touched. The size of the animal can be manipulated and the speed at which it moves around the screen can also be controlled.
26.		Balls iotic	Four different colored “balls” move across the screen and leave streaks of color behind them; each color is associated with a different pitched bell ring. You can redirect the trajectory of each of the balls.
27.		Peeping Musicians Inclusive Technology	At the margin of the screen appears a partial image of a “peeping” musician. Touch the image and the musician moves to the center of the screen and plays a brief solo.
28.		Big Bang Pictures Inclusive Technology	Twenty-one animated images become animated with sound when the screen is tapped. In-app purchase options allow you to upgrade the “silhouette drawings” to “simple line art” or to “complex line art.”
29.		Big Bang Patterns Inclusive Technology	Twelve simple animated “patterns” become animated with sound when the screen is tapped. Four sets of patterns are available for in-app purchase.
30.		Eye Movement Training Ebenezer School and Home for the Visually Impaired	Choose from five different objects and send them along one of the 13 pre-programed paths, i.e., a zigzag pattern across the screen or in a circle, a grid, etc. The size and speed of the object can be modulated, as well as the canvas scale. Not cause-effect necessarily but this can be a simple tool to check for a child’s visual tracking.
31.		Shapes Toddler Teasers	Simple puzzles and flashcards teach users basic shapes.
32.		Catch the Cow Computerade	Use either direct touch or a switch to activate this scanning trainer. When presented with a series of boxes, select the box that has an animated

			cow. The game keeps score of your attempts and increases the number of boxes to raise the difficulty level. Options available to manually increase the difficulty level.
	Switch Access		
33.	 iPhone	BuzzBack TouchAutism.com	Most effective on an iPhone, this app uses vibrations as a reinforcer to teach cause and effect
34.		Finger Paint Inclusive Technology, Ltd.	Choose from a palette of 6 colors; tap a color and “paint” the screen by dragging your finger, as you do this the audible for that particular color will sound.
35.		Pop Flux Nullspace Garage, LLC	Prop up your iPad on a stand in front of you and watch as your face appears on the screen. You become part of the game as “bubbles” drop from the top of the screen and fall toward the bottom. Your goal is to wave your hands back and forth and make contact with the falling bubbles to pop them, earning you points. Watch out for the few scattered “bombs!”
36.		Bouncy Sounds Rolf Bertram	Choose from about 9 different sounds and slide your finger back and forth across the screen while a ball ping-pongs around the screen into bumpers which emit a sound each time the ball hits them. Sounds include: vocals, Tibetan bowls, marimba.